



INVENTO

<.. NURUL HUDA B
<.. KHAIRUL AZRI E
<.. NOR ATIERAH BIN
<.. NURUL HAZIQAH B
<.. NUR NADZIMAH BIN

INTRODUCTION

There are lots of variety cooking

**EX
10**

USEFUL OF WASTED (SOAP-CAN)

RS :

**INTI DAUD ..>
BIN JAMIAL ..>
TI MOHAMAD ..>
INTI MAT YISIN ..>
TI NADZIMUDDIN ..>**

CONTACT DETAIL:

**School of Environment
Universiti Malaysia Perlis
Kompleks Pusat Penga
02600 Arau Perlis**

TEL: 04 - 979 8626 FAX:

PRODUCT DESCRIPTIO

For soap :

style to prepare the meal

**D COOKING OIL
(DNDLE)**

**al Engineering
lis
jian Jejawi 3**

04 - 979 8636

ON

There are lots of variety cooking we wanted. One of the way is u is we fried the dishes we wan cooking oil in many times, the c due and not useful anymore. So away in the drain without thinkin environment. Hence, it will affect cause big damages or dangers i

COMMERCIAL POTENTIAL

Safe for the environment

For the most important in our p ronment since now our environr places was badly damaged. S cooking oil, we can reduce poll lovely environment.

Low cost

Even our products were not able ket products, but we can produ the wasted material. People c many quantities and save their i



...style to prepare the meal using the cooking oil, which is left over. After we use the cooking oil have more residue, some people just throw it away, some people just throw it down the drain and some people take it easily.



...project is to save our environment we can see for some time, by using this wasted oil and help to save our

...to compete with the market low cost product from other companies. We can buy those products in a cheaper way.

For soap.

1. Filter cooking oil to remove any impurities.
2. Measure water in a separate container.
3. Gradually stir caustic soda (sodium hydroxide, NaOH) into the water.
4. Leave the lye solution to cool.
5. Add cooking oil to the lye solution and stir until it hardens.
6. Add fragrance oils according to the recipe.
7. Pour mixture into plastic molds.

For candle :

1. Melt the paraffin wax by heating it in a double boiler.
2. Mix paraffin wax with the fragrance oil.
3. Stir the mixture while heating.
4. Add the fragrance oil and stir.
5. Then, pour the mixture into the center of the candle.
6. Lastly, wait until the mixture hardens.



the particles and pour into a plastic jug.

ate container.

into the water to create a lye solution

).

ool down for 15 minutes.

solution and keep stirring till the liquid

ng to preference.

moulds and leave to set.

y using the double boiler.

the wasted cooking oil.



ating.

and colouring dye into the mixture.


in the mould and put the wicks at


ixture cool down.





Ilmu





u.my