













Jadual perbandingan rampasan dadah bagi bulan Februari 2009 dan 2008

JENIS DADAH	JAN -FEB 2009	JAN - FEB 2008	PERBEZAAN 2009/2008
 Heroin Base (kg)	5.23	1.95	168.21%
 Heroin No. 3 (kg)	156.88	48.41	224 %
Heroin No. 4 (kg)	3.12	-	-0.00%
Ganja (kg)	868.62	274.18	216.81%
 Candu Mentah (kg)	10	-	0.00%
Candu Masak (kg)	0.13	-	0.00%
Kokain (kg)	-	0.02	0.00%
Syabu (kg)	141.65	5.17	2,639.84%
 Serbuk Ecstasy (kg)	98.77	0.11	89,690%
 Pil Ecstasy (biji)	18,897	97,647.00	-80.65%
 Pil Yaba (biji)	18,351	18,360	0.05%
 Pil Psikotropik (biji)	58,099.00	27,239	-113.29%
 Eramin 5 (biji)	43,361	76,070.00	-42.99%
 Ketamine (kg)	2,372.01	32.32	7,239%
 Kodein (liter)	130.00	451.72	-71.22%
 Ketum (liter)	687.76	683.07	0.69%
 Ketum (kg)	1,046.74	422.18	147.94%