



**DEVELOPMENT OF SAVONIUS AND DARRIEUS
VERTICAL AXIS HYBRID WIND TURBINE TO
INCREASE EFFECTIVENESS IN WIND ENERGY
CONVERSION SYSTEM**

by
**NURUL RAZLIANA BT ABD RAZAK
(1030910528)**

A thesis submitted in fulfilment of the requirements for the degree of Master of
Science (Electrical System Engineering)

**School of Electrical System
UNIVERSITI MALAYSIA PERLIS**

2013

UNIVERSITI MALAYSIA PERLIS

DECLARATION OF THESIS

Author's full name : Nurul Razliana Binti Abd Razak
Date of birth : 8 November 1987
Title : Development Of Savonius And Darrieus Vertical Axis Hybrid Wind Turbine To Increase Effectiveness In Wind Energy Conversion System
Academic Session : 2011-2013

I hereby declare that the thesis becomes the property of Universiti Malaysia Perlis (UniMAP) and to be placed at the library of UniMAP. This thesis is classified as :

- CONFIDENTIAL** (Contains confidential information under the Official Secret Act 1972)*
- RESTRICTED** (Contains restricted information as specified by the organization where research was done)*
- OPEN ACCESS** I agree that my thesis is to be made immediately available as hard copy or on-line open access (full text)

I, the author, give permission to the UniMAP to reproduce this thesis in whole or in part for the purpose of research or academic exchange only (except during a period of ____ years, if so requested above).

Certified by:

SIGNATURE

SIGNATURE OF SUPERVISOR

NURUL RAZLIANA BT ABD RAZAK
(871108-02-5538)

PROF. DR. ISMAIL BIN DAUT

Date : _____

Date : _____

NOTES : * If the thesis is CONFIDENTIAL or RESTRICTED, please attach with the letter from the organization with period and reasons for confidentiality or restriction.

ACKNOWLEDGMENT

Alhamdulillah in the name of Allah, for the opportunity and the strength gave me to study towards my master degree. I would like to express my special thanks to all people whose help and support me behind this research.

First of all, I would like to express my appreciation and gratitude to my supervisor Professor Dr. Ismail Daut, who was never tired of giving me encouragement and supervision throughout the research and preparation of my thesis report. I am also very grateful for the invaluable guidance, patience and support he has provided. A special thanks to Miss Syafawati Bt Ahmad who start to finish, has shown great patient, inspiring suggestion and provided invaluable assistance, for which I am very grateful. I would also like to express my appreciation to all staff, especially of the Center of Excellent in Renewable Energy (CERE) consisting of Technicians, Masters and PhD fellow researchers, Dr. Muhammad Irwanto who gave much help to me. Also not to forget, all employess of the School of Electrical Engineering especially the Dean Prof Madya Dr. Mohd Fareq Abdul Malek, Post Graduate Centre and all staff of Universiti Malaysia Perlis in general.

Finally, thanks to my Family especially my beloved mother Norazian Bt Aziz who gave me much support for me to complete to complete this research. Similarly to my brother and friends who gave me inspiration and strength to face the challenges throughout the completion of this thesis report.

TABLE OF CONTENT

	Page
THESIS DECLARATION	i
ACKNOWLEDGMENT	ii
TABLE OF CONTENTS	iii
LIST OF TABLES	vii
LIST OF FIGURES	viii
LIST OF ABBREVIATIONS	xi
ABSTRAK	xii
ABSTRACT	xiii
CHAPTER 1 INTRODUCTION	
1.1 Overview	1
1.2 Problem Statement	2
1.3 Aims and Objectives	4
1.4 Scope of Project	4
1.5 Project Overview	5
1.6 Thesis Synopsis	6
CHAPTER 2 LITERATURE REVIEW	
2.1 Wind Energy Sourcers	7
2.2 Wind Measurement	10

2.2.1	Power in the wind	10
2.3	Tower Height	11
2.4	Wind Speed Distribution	13
2.3.1	Weilbull Probability Density Function	14
2.5	Wind Turbine	15
2.5.1	Calculation Power Available in Wind Turbines	17
2.5.2	Horizontal Axis Wind Turbine	18
2.5.3	Vertical Axis Wind Turbine	18
2.6	Turbine Selection	15
2.6.1	Savonius Turbine	21
2.6.2	Darrieus Turbine	25
2.7	Aerodynamic	27
2.8	Idealized Wind Turbine Power Curve	29
2.9	Wind Turbine Generator	30
2.9.1	Permanent Magnet Generator	31
2.10	Critical Reviews of Previous Project	32
CHAPTER 3 METHODOLOGY		
3.1	Site Selection and Description	38
3.2	Research Methods	40
3.3	Design of the Hybrid Vertical Axis Wind Turbine	43
3.4	Material Selection	46
3.5	Associated part	47
3.5.1	Permanent Magnet Generator	48

3.6	Experimental Setup for Vertical Axis Hybrid Wind Turbine	48
-----	--	----

CHAPTER 4 RESULT

4.1	Wind Speed in Perlis	50
4.2	Daily Wind Speed	50
4.3	Weibull Distribution	52
4.4	Measurement of Wind Turbine	54
4.4.1	Savonius Turbine Test	56
4.4.2	Darrieus Turbine Test	58
4.4.3	Hybrid Turbine Test	59
4.5	Performance Output Power captured by a Savonius, Darrieus and Hybrid turbine	62
4.6	Power Coefficient (C_p) With Tip Speed Ratio (λ) of the Turbine	64
4.7	Performance Between The Vertical Axis Hybrid Wind Turbine With Horizontal Axis Wind Turbine	66
4.8	Observation During North-east Monsoon	67
4.9	Observation During South-west Monsoon	69

CHAPTER 5 DISCUSSION

5.1	Wind Power Generation	72
5.2	Savonius, Darrieus and Hybrid Wind Turbine Mechanism	73
5.3	Energy Policies in Malaysia	78
5.4	Environmental Impacts of Renewable Energy Sources	79

CHAPTER 6 CONCLUSION AND RECOMMENDATION

6.1 Conclusion 82

6.2 Recommendations 84

© This item is protected by original copyright

LIST OF TABLES

NO.		PAGE
2.1	Friction coefficient for various Terrain	11
2.2	Roughness classifications	12
2.3	Advantages and disadvantages of HAWT and VAWT	19
3.1	Specifications of Savonius and Darrieus for hybrid configuration	45
4.1	Comparison between Savonius and Darrieus turbine	59
4.2	Comparison of the wind turbine design characteristic	63
5.1	Output voltage data performance	75

© This item is protected by original copyright

LIST OF FIGURES

NO.		PAGE
1.1	Global energy consumption by source	11
2.1	Wind sources during day time	8
2.2	Wind sources during night time	8
2.3	Wind speed ratios with height and power ratio with height	13
2.4	Weibull probability density function with shape parameter $k = 1, 2$ and 3 (scale parameter $c = 8$)	15
2.5	World wind energy-Total installed capacity (MW)	16
2.6	Horizontal Axis Wind Turbine and Vertical Axis Wind Turbine	17
2.7	Savonius view and direction of rotation	22
2.8	Performance of main conventional wind machines	23
2.9	scheme of a single step Savonius turbine	24
2.10	Illustration of H-Darrieus turbine	26
2.11	Aerodynamic of the Hybrid turbine	28
2.12	Idealized power curved	29
2.13	Radial flux and Axial flux permanent magnet generator	31
2.14	Combined three bucket Savonius three bladed Darrieus rotor with provision for overlap variation	37
3.1	Davis Vantage pro 2 weather station	39
3.2	Flow chart of the research	40
3.3	The Savonius turbine	42
3.4	The Darrieus turbine	42
3.5	The Hybrid turbine	43

3.6	Sketch of the Savonius turbine	45
3.7	Sketch of the Darrieus turbine	46
3.8	Associated component	47
3.9	The Hybrid wind turbine test	49
4.1	Daily wind speed in March year 2011 to May 2012	51
4.2	Monthly average wind power density	52
4.3	Weibull density function	53
4.4	Wind speed cumulative probability distribution	54
4.5	Output wind power density from the variation of wind speed of the experiments	56
4.6	Output power performance of two steps Savonius wind turbine	57
4.7	Output power performance of Darrieus turbine	58
4.8	Output power performance of Hybrid turbine	60
4.9	Rotational speed of the Hybrid turbine	61
4.10	Theoretical output power of the Savonius turbine	62
4.11	Theoretical output power of the Darrieus turbine	63
4.12	Theoretical output power of the Hybrid turbine	63
4.13	Power coefficient, C_p Vs Tip Speed Ration, λ of the Savonius turbine	64
4.14	Power coefficient, C_p Vs Tip Speed Ration, λ of the Darrieus turbine	65
4.15	Power coefficient, C_p Vs Tip Speed Ration, λ of the Hybrid turbine	65
4.16	Output voltage of the Vertical Axis hybrid Wind Turbine and HAWT	66
4.17	Daily wind speed in October 2011 to March 2012	67
4.18	Daily wind power density in October 2011 to March 2012	68
4.19	Theoretical output power of the Hybrid turbine in October 2011 to March 2012	69
4.20	Daily wind speed in May 2011 to September 2011	70

4.21	Daily wind power density in May 2011 to September 2011	71
4.22	Theoretical output power of the Hybrid turbine in May 2011 to September 2011	71
5.1	Summary of the output power with the function of wind speed for 3 different type of VAWT	74
5.2	Projected CO2 emmission for four sectors in Malaysia	80

APPENDIX

Horizontal Axis Wind Turbine	95
Recording torque of the Hybrid turbine	95
200 Watt wind turbine generator	96
500 Watt variable resistor	96

© This item is protected by original copyright

LIST OF ABBREVIATIONS

%	Percentage
-	Negative
°C	Temperature (Degree Celsius)
A	Current (ampere)
T	Temperature
I	Constant current
m/s	Meter per second
m ²	Meter square
V	Voltage (volt)
K	Weibull shape parameter
W	Power (watt)
α	Current change temperature coefficient (Amps/°C)
β	Voltage change temperature coefficient (Volts/°C)
e	Overlap
c	Scale parameter
Ω	Resistance (ohm)
ρ	Water density (1.2256 kg/m ³)

**PEMBANGGUNAN SAVONIUS DAN DARRIEUS HIBRID PAKSI ANGIN
MENEGAK UNTUK MENINGKATKAN KEBERKESANAN DALAM SISTEM
PERTUKARAN TENAGA ANGIN**

ABSTRAK

Tesis ini membentangkan penyiasatan terhadap potensi tenaga angin di Perlis dan pembangunan Savonius dan Darrieus Paksi menegak Hibrid Turbin angin untuk kelajuan angin yang rendah (iatu di bawah 2 m/s). Objektif kajian ini adalah untuk menyelidik potensi tenaga angin berdasarkan data cuaca di Kangar, Perlis. Seterusnya, untuk mengkaji ciri-ciri Paksi Turbin Angin Mendatar (PTAD) dan Paksi Turbin Angin Menegak (PTAT) yang sesuai untuk keadaan kelajuan angin yang rendah. Akhir sekali, untuk membangunkan dan Savonius Darrieus Paksi menegak hibrid Turbin Angin dan menganalisis prestasi turbin hibrid ke arah kecekapan penukaran tenaga angin. Data kelajuan angin diukur di Pusat Kecemerlangan bagi Tenaga Boleh Diperbaharui (CERE) stesen, Universiti Malaysia Perlis di Kangar, Perlis. Bagi kelajuan angin dan angin data ketumpatan kuasa yang telah dianalisis secara harian, bulanan dan tahunan. Kelajuan angin di Malaysia dikawal oleh kedua-dua musim iatu monsun timur laut dan monsun tenggara. Semasa monsun tenggara kelajuan angin purata kurang daripada 2 m/s sementara di monsun timur laut kelajuan purata angin adalah sekitar 2-5 m/s. Dalam usaha untuk mengatasi cabaran-cabaran ini, model turbin angin yang sesuai direka dengan perhatian khusus diberikan kepada sensitiviti rendah kelajuan permohonan angin. Oleh itu merujuk perkara itu, Paksi menegak turbin angin Hibrid direka adalah memilih untuk menggabungkan bahawa Savonius dan Darrieus turbin. Eksperimen telah dilakukan dengan menggunakan blower sebagai sumber angin untuk tiga reka bentuk turbin yang Savonius turbin, turbin dan Darrieus Hibrid (Savonius dan Darrieus) turbin. Keputusan akhir adalah memuaskan dimana turbin hibrid menunjukkan untuk memiliki ciri-ciri permulaan yang baik dan meningkatkan kecekapan kepada 0.44% jika dibandingkan dengan reka bentuk tunggal PTAT. Dari hasil data tenaga angin di Perlis Kangar dan prestasi turbin hibrid, ia dipercayai bahawa Kangar tidak sesuai untuk pemasangan turbin angin kerana ia terletak di kawasan berbukit (halangan angin). Pemasangan di kawasan pantai atau kawasan terbuka boleh meningkatkan keberkesanan turbin Hibrid untuk penukaran tenaga angin.

**DEVELOPMENT OF SAVONIUS AND DARRIEUS VERTICAL AXIS HYBRID
WIND TURBINE TO INCREASE EFFECTIVENESS IN WIND ENERGY
CONVERSION SYSTEM**

ABSTRACT

This thesis presents the investigation of the potential of wind energy in Perlis and the development of Savonius and Darrieus Vertical Axis Hybrid Wind Turbine for the low wind speed application (below 2 m/s). The objectives of this research are to investigate the potential of wind energy based on the weather data in Kangar, Perlis. Next, to study the characteristic of Horizontal Axis Wind Turbine (HAWT) and Vertical Axis Wind Turbine (VAWT) suitable for low wind speed condition. Lastly, to develop Savonius and Darrieus Vertical Axis hybrid Wind Turbine and analyze the performance of Hybrid turbine towards the efficiency wind energy conversion. Wind speed data were measured at Centre of Excellence for Renewable Energy (CERE) station, University Malaysia Perlis located in Kangar, Perlis. The for wind speed and wind power density data was analyzed on a daily for 1 and half year, monthly and yearly basis. Wind speed in Malaysia is governed by the two monsoons that are north-east monsoon and south-east monsoon. During the south-east monsoon the average wind speed is less than 2 m/s while in north-east monsoon the average speed of the wind is around 2-5 m/s. In order to overcome these challenges, an appropriate wind turbine model is designed with specific attention given to its sensitivity to low wind speed application. As such as the matter, the Vertical Axis Hybrid Wind Turbine designed is opted to combine that of Savonius and Darrieus turbines. The test had been done by using a blower as the source of the wind for three designs of the turbine that are Savonius turbine, Darrieus turbine and Hybrid (Savonius and Darrieus) Turbine. The end results are encouraging as the Hybrid turbine shows to possess a good starting characteristic and its increase efficiency to 0.44% compared with a single design of VAWT. From the result of wind energy data in kangar Perlis and performance of the Hybrid turbine, it is believed that Kangar is not suitable for installation of wind turbine since it is located in a hilly area (wind obstruction). Installation in the coastal area or an open area may increase effectiveness of the Hybrid turbine for wind energy conversion.

CHAPTER 1

INTRODUCTION

1.1 Overview

Energy is thus one of the indispensable factors for continuous development and economic growth. However at the same time, energy production can contribute to local environmental degradation, such as air pollution and global environmental problems, principally climate change. According to the estimation of international Energy Agency, 53% global energy consumption will be increased by 2030, with 70% of the growth in demand coming from developing countries (Phang&Chua, 2010). Malaysia is one of the most developing countries among ASEAN countries next to Singapore, with gross domestic product (GDP) of US\$15,400 per capita (PPP basis), and steady GDP growth of 4.6% in 2009 (International Monetary Fund, 2010). In parallel with Malaysia's rapid economic development, final energy consumption grew at a fast rate of 5.6 percent between 2000 and 2005 to reach 38.9 Million tonnes in 2005. Fig. 1.1 shows global energy consumption by source.

Malaysia's energy sources primarily comprise oil, natural gas, hydro power and coal, although renewable energy (RE) sources such as solar, hydro, wind, and biomass. In the 9th Malaysia plan (2006-2010), the emphasis on energy efficiency is intensified to address the nation's energy challenge in line with the sustainable development agenda. The establishment of the Ministry of Energy, Green Technology and Water to replace the Ministry of Energy, Communications and Multimedia earlier in 2009 reflects Malaysia's seriousness in driving the

message that ‘clean and green’ is the way forward towards creating an economy that is based on sustainable solutions (Islam, 2009).

Now, renewable energy has been put in the serious consideration in upgrading the efficiency of alternative power sources thus limiting the dependency on fossil fuel. Renewable energy refers to energy resources that occur naturally and repeatedly in the environment and can be harnessed for human benefit. Among the most popular renewable energy are wind, solar biomass, geothermal, and ocean energy

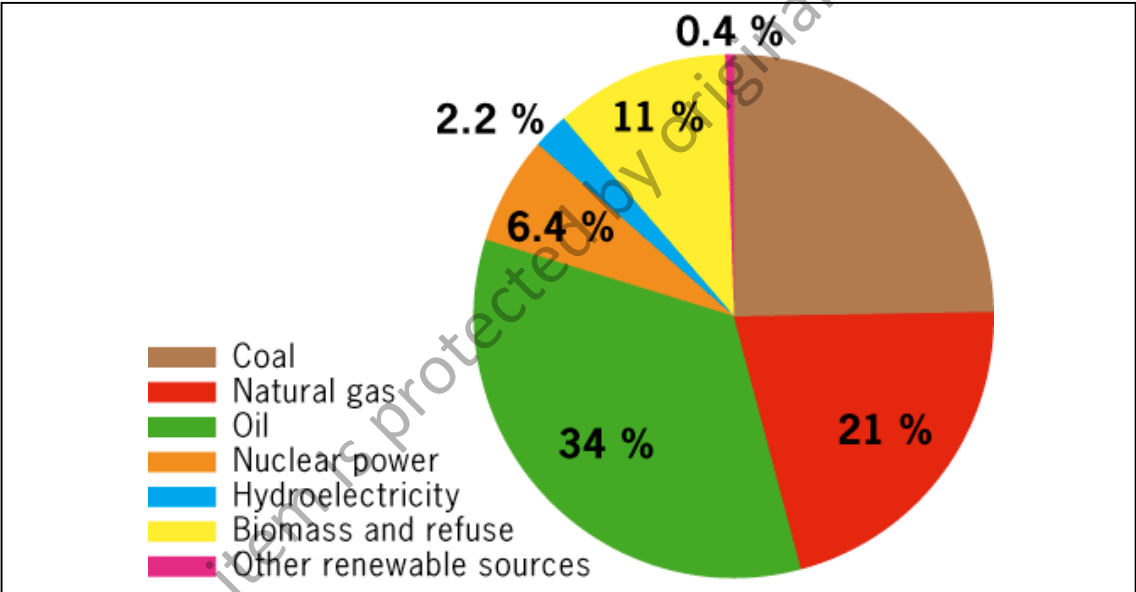


Figure 1.1: Global energy consumption by source (Energybc, 2011).

1.2 Problem Statement

Malaysia which consists of peninsular Malaysia, Sabah and Sarawak is situated in the equatorial doldrums area. The tropical Malaysian environment is under the influence of the North-east monsoon, South-west monsoon and two shorter period of the Intermonsoon.

Generally, these monsoon has been characterized by heavy rainfall, constantly high temperature and relative humidity. Since Malaysia lies near the equator, south of the latitudes where the monsoons are well developed winds over the area are generally light. The diurnal variation of wind speeds is important everywhere at all times of the year (Farriz, 2010).

According to the Malaysia Meteorology Department, the maximum average wind speed occurs during North-east monsoon with daily average 2-5 m/s while the minimum average wind speed is during South-west monsoon that are around 0-2 m/s. Normally in north-east monsoon which is starting from September until March, Where else the South-west monsoon start from end of March until early September.

Fluctuating of the wind speeds in Malaysia raise the problems to harvest energy of the wind. A suitable wind turbine is needed to capture wind efficiently. Vertical Axis Wind Turbine (VAWT) seems to be the best option to capture wind energy in Malaysia rather than using Horizontal Axis Wind Turbine (HAWT).

According to the previous research, there had a few designs of the VAWT that already been proven suitable using in a low wind speed and uncertainty winds condition. Normally, there are two common designs of VAWT mostly used in comerlized wind turbines that is Savonius turbine and Darrieus turbine. However, each type of the designs had their own excess and weakness. To improve the weakness of each design and at the same time increase the efficiency of each designs, the combination of the Savonius turbine and Darrieus turbine seems being a best options. Therefore, an efficient performance of the VAWT to capture wind demand an effective combination between Savonius turbine with Darrieus turbine (Hybrid turbine).

1.3 Aims and Objectives

The aim of this research is to design a low wind speed of wind turbine type to be implemented for low wind speed location.

The specific objectives of this research can be summarized as follows:

1. To investigate the potential of wind speed based on the weather data for wind potential power generating systems at Kangar, Perlis.
2. To study the characteristic of Horizontal Axis Wind Turbine and Vertical Axis Wind Turbine that is suitable for low wind speed application.
3. To develop Vertical Axis hybrid Wind Turbine which are a combination of Darrieus and Savonius turbine.
4. To analyze the performance of Vertical Axis hybrid Wind Turbine in low wind speed condition.

1.4 Scope of Project

The thesis focused on the development of Vertical axis hybrid wind turbine for low cut in wind speed in Perlis which is it can operate below 2 m/s and the feasibility of wind energy power generation. The duration of the data taken for wind energy feasibility study is from March 2011 to May 2012. The Vertical axis hybrid wind turbine is to meet the suitability to apply at a low wind speed locations that is around 0.50 m/s to 2.00 m/s in a normal day. This

research project was conducted within one and half years period which is from January 2011 until June 2012. The Hybrid turbine dimension is calculated as a laboratory scale experiment. The proposed complete Hybrid turbine is designed to consist the aluminum film as a blade and acrylic board as a base in Savonius turbine designed. There are many factors that could influence the experimental duration and result such as weather costing of slab for wind turbine installation. Due to this challenge, the test of the hybrid turbine done by using a blower as the source of the wind. The data is applied to obtain the available wind speed and solar radiation for hybrid wind solar power generation.

1.5 Project Overview

This thesis begins with the study about the type of wind turbine and energy conversion system through the previous work, papers, journal and article based on the current situation of wind energy in Malaysia. The designs of the best type of wind turbine have been developed to suit the light speed of the wind. The data of the wind are collected from the Davis Vantage Pro 2 weather station that has been installed at Center of Excellent in Kangar, Perlis. The main purpose of the installation of weather station installation is to collect solar radiation, wind speed, rain, and temperature. Measured at 10 meters height above the ground level, the speed of the wind covered one and half years data.

The data of the wind speed variation over one and half year period has been described using Weibull distribution function. Weibull distribution is one of the most commonly used accepted, recommended distributions to determine potential of wind energy. The annual Weibull distribution function and its two parameters are derived from the available data.

The Hybrid turbine which is the combination between Savonius turbine with Darrieus turbine was designed and test by using a blower as winds sources. The experiement was repeating a few times until the collected data enough in achieving objective of the research. Next, the result is analyzed and discussed properly including the constrain along the experiments was carried out.

1.6 Thesis Synopsis

Chapter one introduces the global energy demand issues, aims and objectives, problem statements, scope of the project and project overview.

Chapter two and three discuss about the literature review of the wind energy. The literature review of the wind energy focused on the studies on the characteristic of the winds and designed of the Vertical axis hybrid wind turbine for low wind speed application.

Chapter three explains the detail description of the methodologies used in the research. The parameters used to design the hybrid turbine also included.

Chapter four and five include all the experimental results and discussion of the research project. This chapter also presents the obstruction and errors arises during the experiments was conducted. In addition the energy policies in Malaysia and environmental impact of the renewable energy are also included.

Chapter six presents the conclusion and the future scopes with the most relevant findings after successfully finish the research.

CHAPTER 2

LITERATURE REVIEW

2.1 Wind Energy Sources

Wind is the movement of air masses concerning an earth surface. This movement or circulation arises and is formed in the atmosphere under the influence of a difference of pressure in its various areas (or a pressure gradient), generated by heterogeneity of their heating and cooling under the influence of radiating, phase, turbulent and convective inflow and heat transformations (Nikolaev et al, 2008).

Wind can be considered as one form of a solar energy because the sun is that primary source which influences the weather phenomena on the earth. The wind arises because of non-uniform heating of a surface of the earth by the sun. Differential heating of water and land causes more minor changes in the flow of the air. Generally, during the daytime the water and territory surface, closed by clouds, heat up much more slowly accordingly the surface of the earth accessible to sunlight, heats up faster. Air from high pressure areas moves in the direction of low pressure areas, thereby creating a wind. Moving air masses are affected by Coriolis forces caused by rotation of the earth, the forces of inertia, force of gravity or weight in a ground layer of atmosphere forces of a friction of low air flow about the earth's surface (Kargiev, 2001). During at night time, the process is reversed with the day time because the air cools down more rapidly over the land and the breeze therefore the wind blows into the water.

Fig. 2.1 and Fig. 2.2 shown the wind sources during day and night time.

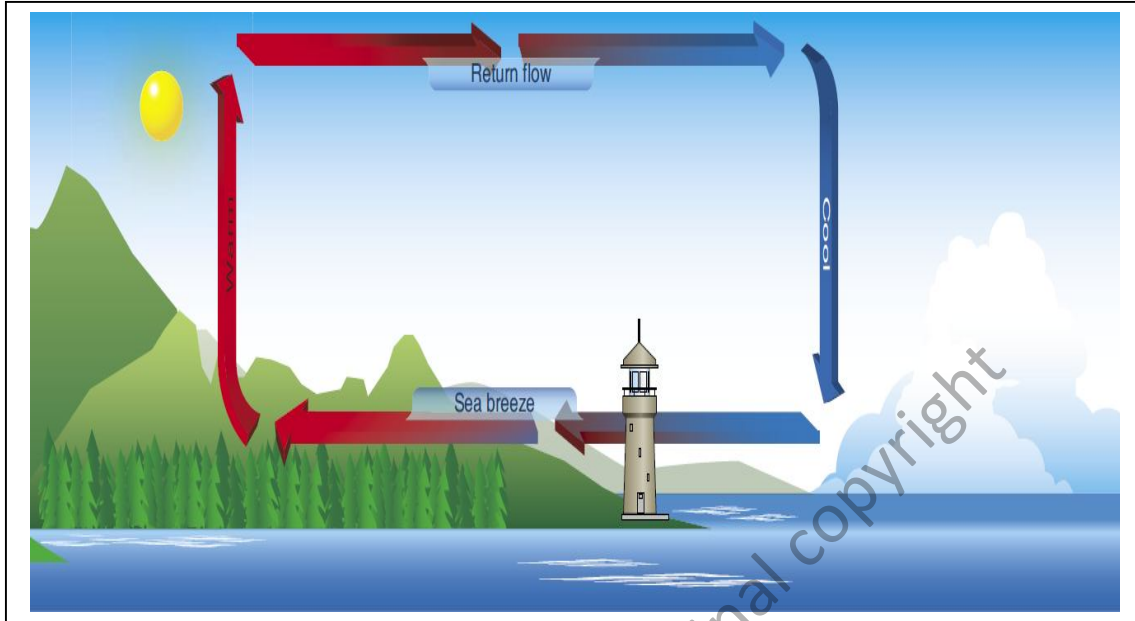


Figure 2.1: Wind sources during day time (climatessnack, 2010).

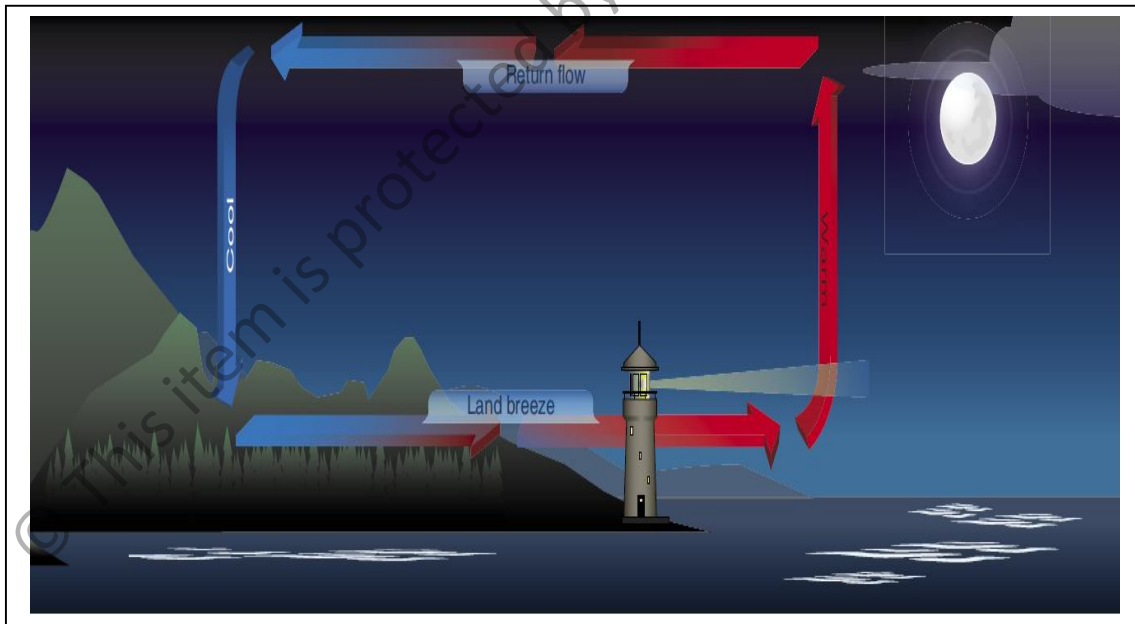


Figure 2.2: Wind sources during night time (climatessnack, 2010).

There are some advantages and disadvantages of wind energy on the surrounding environment and general reliability of wind turbine.

The advantages of wind energy:

1. Wind energy is extremely friendly to the surrounding environment; no fossil fuels are burnt to generate electricity from wind power.
2. Wind turbines take up less space than the average power station. Windmills only have to occupy a few square meters for the base. This allows the land around the turbine to be used for many purposes.
3. Newer technologies are making the extraction of wind energy much more efficient. The wind is free, and we are able to cash in on more of this free wind power.
4. Wind turbines are a great resource to generate energy in remote locations, such as mountain communities and countryside. The turbines can be a range of different size in order to support varying population levels.

The disadvantages of wind energy:

1. The main disadvantage regarding wind power is down to the wind unreliability factor. In many areas, the wind strength is too low to support a wind turbine or wind farm, and this is where the use of solar power or geothermal power are great alternatives.
2. A wind turbine can only support a specific population. Wind turbines aren't like power stations, where it can just burn a bit more fuel to generate more energy when needed.
3. Wind turbine construction can last over a year, be very expensive and costly to the surrounding nature environment during the build process.
4. The noise pollution from commercial wind turbines is on a par with a small jet engine.
5. Vast protest and petitions usually confront any proposed wind farm site. People feel the countryside should be left in fact for everyone to enjoy its beauty.

2.2 Wind Measurements

An instrument called anemometer is used to measure wind speed. It comes in several types but the most common has three or four cups attached to a rotating shaft. Installation of the anemometer must be at least 10 meter height from the ground to ensure no obstacle for wind to hit the anemometer. The In this country, wind speed is reported in kilometers per hours or meters per second. Make the note that the energy that can be extracted from the wind is proportional to its velocity, meaning bad speed measurements will cause an even worse estimate of power available.

2.2.1 Power in the Wind

For the operation of wind turbine, it is important to take into account the equation of power density. It is used to find which wind site is potentially available to install the wind turbines

$$P = \frac{1}{2} \rho V^3 \quad (2.1)$$

P = power density (W)

ρ = density of air (which sea level is 1.2256 kg/m³)

V = Wind velocity (m/s)