

A New Technique for Measuring the Refractive Index

Asmaa J. Kadhim Al-Kinani*, Isaa.M.Kadhim and Adnan Salih Al-Ithawi

Department of Physics/College of Science for Women/ University of Baghdad, Iraq.

Received 8 January 2018; Revised 28 May 2018; Accepted 28 June 2018

ABSTRACT

Refractive index is an essential optical parameter of materials. The operating principle of the refractometer is already known for more than hundred years. Refractometer measurement principally consists of analyzing an image which is produced by light reflection. This image analysis is aimed to find the location of the critical angle of total reflection, i.e. the borderline at which the light area turns into the dark area. There are four main types of refractometers: A new method to measure refractive index of glass and water has been documented in this paper. In this study we used a simple, easy, and accurate method to measure the refractive index of silica glass and water depending on measurement of the kinetic energy of laser light (405 nm) with energy (4 mj/s) in air and medium. We found the magnitude of refractive index of water and silica glass is the same as reported before.

Keywords: Refractive Index, Photon Energy, New Refractometer.

1. INTRODUCTION

Various practical methods have been used to get the real part of the complex refractive index n_r . The most accurate is the minimum deviation angle method, which depends on measuring the minimum deviation angle θ_{\min} of a triangular prism of equal angles made of the silica glass placed in air. This method is based on Snell's law [1], it is often used to precisely measure the refractive index of transparent glass for which the absorption index k , i.e., the imaginary part of the complex refractive index, is very small and can be ignored. Alternatively used technique, the interferometric method is based on observing the resulted interference fringe when light is incident normally upon a silica glass plate [2,3]. Other techniques such as the Abbe's or the Pulfrich's refractometers where accuracy on the index of refraction is within 2×10^{-3} and 5×10^{-5} , respectively [4]. Finally, the Kramers-Krönig relations [5], can also be used to predict either the refractive index from the absorption index, or vice versa. Refractive index has many applications. It is mainly implemented to identify a certain substance, define its purity, or depict its concentration. Usually, it is carried out to calculate the concentration of a solute in an aqueous solution. For a solution of sugar, the refractive index is a direct indicator of the sugar content (Brix degree). It is widely applied to find drug concentration in pharmaceutical industry [7]. It is defined as the ratio between the velocities of light in vacuum to the phase velocity (v_p) of light in a medium [8]. In 2002, Singh developed two options for refractive index to meet particle image velocimetry [9]. A large review of literatures of the last 40 years revealed that so many techniques have been developed and improved for the measurement of refractive indices [10]. There are some limitations with the system depends on prism like components in the process flows may cause deposits to build up on the prism, the refractometer measuring the

* Corresponding Author: asmaajk_phys@csw.uobaghdad.edu.iq

refractive index of the deposit rather than that of the sample. The current systems depends on wave length of light and the law of diffraction, this needs a lot of optical components like lenses, prism, CCD camera.

The aim of this work is to use a new technique depends on the energy of photon. As in current theory the energy of photon does not affected by refractive index, but we found in literatures. A new relation for energies in vacuum and medium which the refractive index effected on energy [11,12] as in equation (1). In this study we want to prove that this relation is correct and to find a simple, easy, and accurate method to measure the refractive index of (silica glass and water) as an example materials.

$$E_{air} = n E_{med} \tag{1}$$

This relationship is used in this work to measure the refractive index of water and silica glass.

2. MATERIALS AND METHOD

A simple system was used to measure the kinetic energy of photon in medium. This setting consists of tank of glass, block of silica glass, distilled water, laser light source, laser detector and voltmeter figures (1-3). The laser beam (450 nm) passes perpendicular to the surface of the tank with transmission efficiency equal to 97% of the incident intensity of light, from the incident light. The (energy /second) of photons was measured inside the tank with water, finally we measured the (energy/second) of photons outside of tank with water. A volt meter was used, we convert the reading of volt meter in (v) to (mw, i.e. mj/s) by measuring the output of laser in inside of empty tank (4 mw) as a calibrated number.

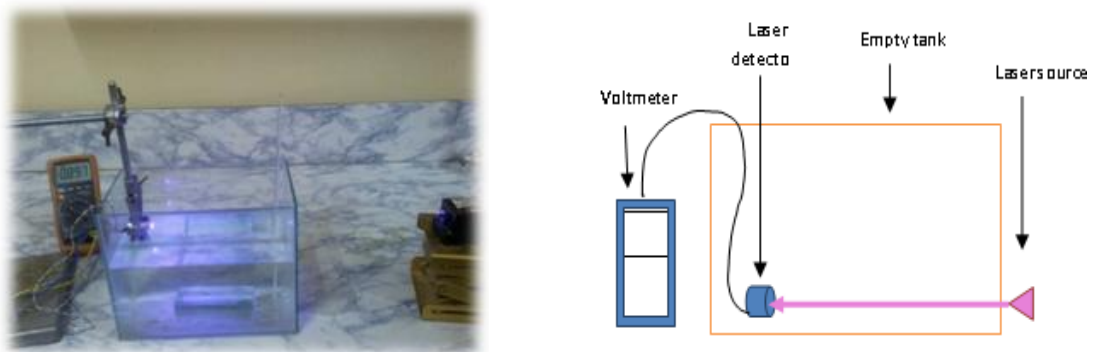


Figure 1. The setup for measuring the energy/second of photon in empty tank.

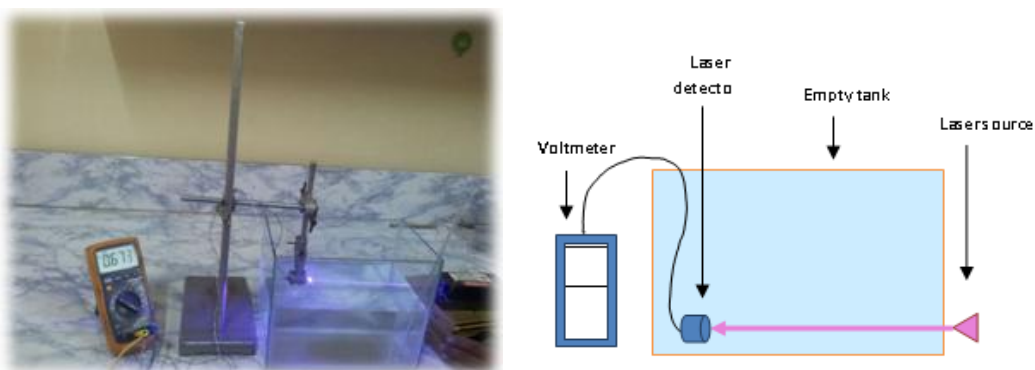


Figure 2. The setup for measuring the energy/second of photon in water.

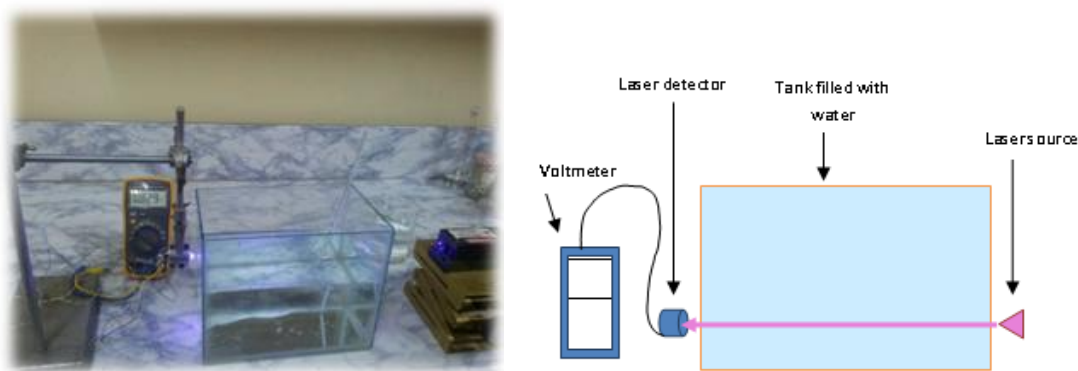


Figure 3. The setup for measuring the energy/second of photon outside tank.

As in volt meter the results are: (0.897 v) in empty tank,(0.673 v) in water(24 °C), and (0.829 v) out of tank with water, to convert the result of a volt meter in(volt) to(mj/s) ,we used the calibration number (4 mj/s) as in empty tank, the results as in table (1) .

Table 1 Measurements and conversions for refractive index of water

Site of measurement	Inside empty tank	Inside tank with water	Outside tank with water
Volts	0.897	0.673	0.829
mj/s	4	3.0011148272	3.696767111

3. CALCULATIONS

When Laser beam passes through second wall of the tank by an angle, 4% of energy will be lost by reflection from first surface and another 4% from the second surface due to refraction. Loss due to absorption is 3%.

The total loss will be $7.84 + 3 = 10.84 \%$ (2)

These are well-known and can be regarded as facts.

4. RESULTS AND DISCUSSION

4.1 Measurement of Refractive Index of Water

Comparing the measurements of inside the tank with water with that of outside the tank with water there should be an energy loss = $3.0011148272 \times 10.84$ (the total loss) which is equal to

0.32532084726 mj (3)

So that the reading is expected to be:

$3.001148272 - 0.32532084726 = 2.67579397994$ expected energy outside the tank with water (4)

As it is seen in table 1 the energy outside the tank is

3.69676711 (measured) (5)

This means that the measured energy is higher than the expected. This is difficult to explain unless there is an increase in velocity of photons takes place immediately after photons goes to air outside the tank.

Calculating the difference, it is equal to the measured energy minus the expected and the resulted difference is equal to.

$$\begin{aligned} \text{Difference} &= \text{Measured} - \text{Expected} \\ \text{Difference} &= 3.6967670011 - 2.67579397994 \\ \text{Difference} &= 1.02097302117 \text{ mj/s} \end{aligned} \tag{6}$$

So from these calculations the energy of photons in water will be:

$$\begin{aligned} \text{Energy of photons in water} &= \text{Energy in air} - \text{the difference} \\ \text{Energy in air} &= 4 \text{ mj/s} \\ \text{Energy of photons in water} &= 4 - 1.02097302117 = 2.97902697883 \text{ mj/s} \end{aligned} \tag{7}$$

To calculate the refractive index of water according to formula:

$$\begin{aligned} E_{\text{air}} &= n E_{\text{med}} \\ n &= E_{\text{air}} / E_{\text{med}} \\ n &= 4 / 2.97902697883 = 1.34272. \end{aligned}$$

The value of refractive index by Masahiko Daimonet *al.* in 2007 [13] ($n=1.34271$ at $24\text{ }^{\circ}\text{C}$ for 404.77nm) measuring the refractive index using an electronic refractometer. The percentage error is:

$$\begin{aligned} \text{Per} &= ((1.34272 - 1.34271) / 1.34272) * 100 \% \\ \text{Per} &= 0.00074 \% \end{aligned}$$

From database the refractive index of water at ($24\text{ }^{\circ}\text{C}$) is 1.3427 for 405 nm .

$$\begin{aligned} \text{Per} &= ((1.34272 - 1.3427) / 1.34272) * 100\% \\ \text{Per} &= 0.0015\% \end{aligned}$$

4.2 Refractive Index of Silica Glass

To measure the refractive index of silica glass, we used the same system as in figures(4-7),but we immersed the block of silica glass in water because it's difficult to measure the kinetic energy of photon inside the glass, As in volt meter the results are: (0.877 v) in empty tank, (0.674 v) in water ($20\text{ }^{\circ}\text{C}$), (0.858 v) out of tank with water and glass, and (0.626 v) inside with water and glass. The difference between the energy in water without glass and water with glass is:

$$0.674 - 0.626 = .048 \text{ v}$$

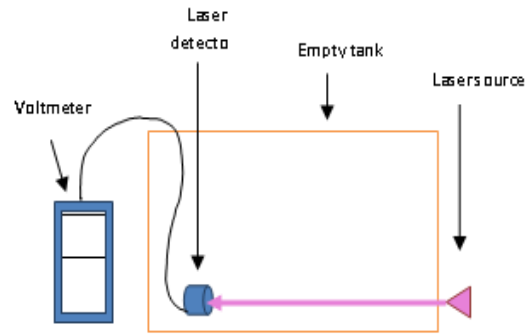


Figure 4. The setup for measuring the energy/second of photon in empty tank.

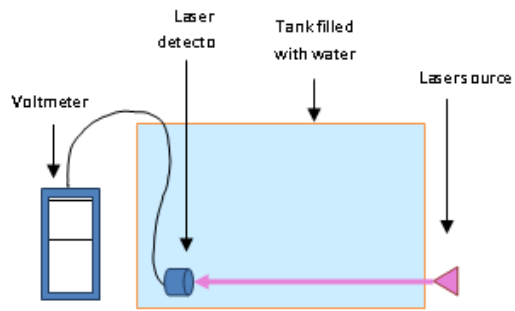


Figure 5. The setup for measuring the energy/second of photon in water.

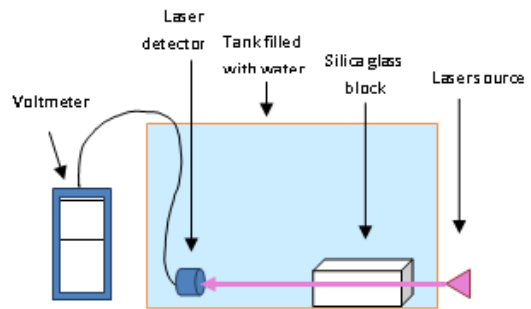



Figure 6. The setup for measuring the energy/second of photon in water and glass.

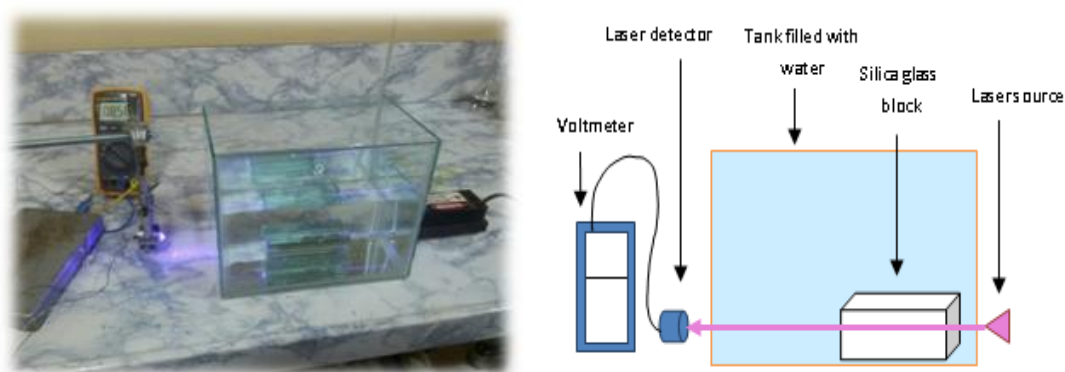


Figure 7. The setup for measuring the energy/second of photon in outside tank.

We estimated that, the energy of photon in glass with all loss like absorption, scattering, and velocity is (0.648 v) to convert the result of a volt meter in (volt) to (mj/s), we used the calibration number (4 mj/s) as in empty tank, the results as in table (2).

Table 2 Measurements and conversions for refractive index of Silica Glass Block

Site of measurement	Inside empty tank	inside tank with water and glass	outside tank with water and glass
Volts	0.877	0.648	0.858
mj/s	4 mj/s	2.955530217 mj/s	3.913340935 mj/s

The information in table (2) is used to calculate the refractive index of Silica Glass Block. The kinetic energy in silica glass is calculated and found that ($E_{med}=2.721809806$ mj/s) by the same above steps of calculations.

From equation (1), the refractive index of silica glass is:

$$n=4/2.721809806$$

$$n= 1.46961$$

The refractive index that measured by Kitamura in 2007 [14] by using light source (0.4μ m is 1.47017 and 0.41μ m 1.46912 at 20 °C).We used 0.405μ m we can estimated that the refractive index is (1.4696454),

The percentage error is:

$$Per=((1.4696454-1.469610)/1.4696454)*100\%$$

$$Per=0.0023\%$$

From the refractive index data base the refractive index for silica glass is (1.4696 at 20°C) for 405 nm

$$Per=((1.46961-1.4696)/1.46961)*100\%$$

$$Per=0.00068\%$$

5. CONCLUSION

In this study we used simple system to measure the refractive index on principle of measuring the energy of light rather than wave length and this the first time using this principle; the results

are very accurate as seen from percentage errors. The system is very simple; there are no lenses or prism and CCD camera. We used only light source and detector. This system can be used for another materials not only water and glass which used in this study as an examples. Another important result is that, the relation (1) is valid.

REFERENCES

- [1] M. Born & E. Wolf, Principles of Optics, 7th ed. Cambridge U. Press (1999).
- [2] C. M. Randall & R. D. Rawcliffe, Refractive indices of germanium, silicon, and fused quartz in the far infrared, *Appl. Opt.* **6**(1967) 1889–1895.
- [3] C. Tan, Determination of refractive index of silica glass for infrared wavelengths by IR spectroscopy, *J. Non-Cryst. Solids* **223** (1998)158–163.
- [4] I. Fanderlik, Glass science and technology, *Optical Properties of Glass*, Elsevier Science **5** (1983).
- [5] C. F. Bohren & D. R. Huffman, Absorption and Scattering of Light by Small Particles, Wiley (1983).
- [6] P. J. Riu & C. Lapaz Practical limits of the Kramers–Krönig relationships applied to experimental bio impedance data, *Ann. N.Y. Acad. Sci.* **873** (1999)374–380.
- [7] Fardad Koohyar, Refractive Index and Its Applications *Journal of Thermodynamics & Catalysis* **4**, 20(2013) 1000e117.
- [8] A. I. Arbab, On the refractive index and photon mass *Optik* **127** (2016) 6682–6687.
- [9] Shyam Singh, Refractive Index Measurement and its Applications, *Physica Scripta* **65** (2002) 167-180.
- [10] Margaret L. Byron & Evan A. Variano, Refractive-index-matched hydrogel materials for measuring flow-structure interactions *Exp Fluids* **54** (2013) 1456-1461.
- [11] Adnan Salih, Mass, Energy, and Momentum of Photon in Medium, *international journal of physical sciences* **18**, 21 (2013) 1192.
- [12] Adnan Salih Al-Ithawi, The photon as a mass particle associated with wave, *International Journal of Optics and Applications* **5**, 1 (2015) 22-25.
- [13] Masahiko Daimon & Akira Masumura, Measurement of the refractive index of distilled water from the near-infrared region to the ultraviolet region, *Appl. Opt.* **46**, 18 (2007) 3811-3820.
- [14] William S. Rodney & Robert J. Spindler Index of Refraction of Fused-Quartz Glass for Ultraviolet, Visible, and Infrared Wavelengths. *Journal of Research of the National Bureau of Standards* **53**, 3 (1954) 2531.

