















**Jadual perbandingan rampasan dadah bagi bulan Januari-Mac 2009 dan 2008**

<b>JENIS DADAH</b>	<b>JAN-MAC 2009</b>	<b>JAN- MAC 2008</b>	<b>PERBEZAAN 2009/2008</b>
 Heroin Base (kg.)	5.35	19.25	-72.21%
 Heroin No. 3 (kg.)	169.92	93.56	81.62%
Heroin No. 4 (kg.)	4.27	-	0.00%
 Ganja (kg.)	1,215.40	292.9	314.95%
Candu Mentah (kg.)	10.00	-	0.00%
Candu Masak (kg.)	0.18	-	0.00%
 Kokain (kg.)	2.17	2.92	-25.68%
 Syabu (kg.)	160.93	558.18	71.17%
 Serbuk Ecstasy (kg)	98.78	1.18	8,271%
 Pil Ecstasy (biji)	22,872	111,876	-79.56%
 Pil Yaba (biji)	23,902	18,025	32.60%
 Pil Psikotropik (biji)	61,329.00	9,791	526.38 %
 Eramin 5 (biji)	1,282.01	112,138	-98.86%
 Ketamine (kg)	44,880.875	58.15	77,081%
 Kodein (liter)	11,361.93	152	7,374%
 Ketum (liter)	1,141.06	1,032.77	10.49%
 Ketum (kg)	1,322.5	586.29	125.57 %