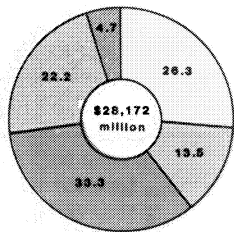
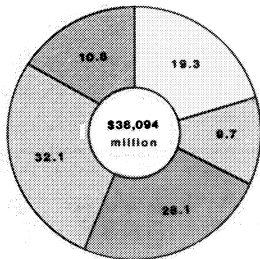


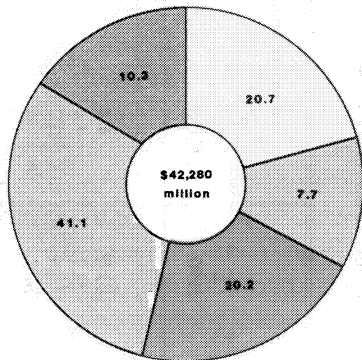
CHART 1-5  
**MALAYSIA: SHARE OF GROSS EXPORTS BY SECTOR, 1980, 1985, AND 1990**  
 ( % )



1980



1985 Estimate



1990 Forecast

 Agriculture<sup>1</sup>

 Mining<sup>3</sup>

 Forestry<sup>2</sup>

 Manufactures

 Others

Notes: <sup>1</sup> Comprises rubber, palm oil, pepper, and cocoa.

<sup>2</sup> Comprises sawlogs and sawn timber.

<sup>3</sup> Comprises crude petroleum, tin, and copper.