

MALAYSIA: EXPORT EARNINGS OF MAJOR MINERALS, 1980 AND 1985

(\$ million)

Crude oil

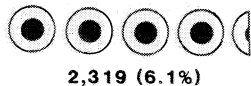


1985
Estimate

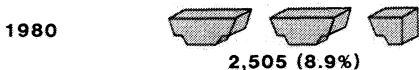


Liquefied natural gas

—



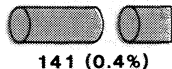
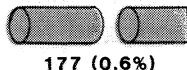
Tin





1985
Estimate




Copper



 \$2,000 million

 \$1,000 million

 \$500 million

 \$100 million

(%) Share of total gross exports